

Students & Technology

The 2011 ECAR National Study of Undergraduate Students and Information Technology

Institutions

Improving the availability and effectiveness of technology on campus is an opportunity for institutions:

43% of students agree their institution needs more technology

Only 1 in 4 (22%) students strongly agree their institution uses the technology it has effectively


Only 1 in 5 (19%) strongly agree technology is integrated seamlessly into their courses

15% More than 1 in 7 students think technology breaks or is broken more often than it is used in the classroom

Students like basic online services at their institutions
Percentage of students who say their institution does an excellent or good job at these online services:



Mix it up! Students say they learn more in blended learning environments:



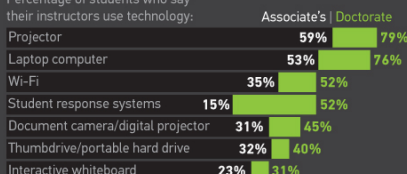
Instructors

Students value the technologies instructors use—and use effectively
Percentage of students responding “extremely effectively” among those whose instructors use:



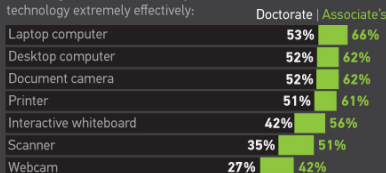
Instructors at research universities institutions use more technology ...

Percentage of students who say their instructors use technology:



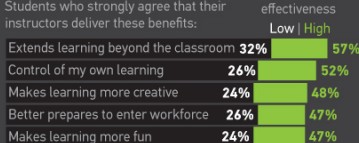
... but students at associate's colleges rate instructors use of technology higher on these technologies

Percentage of students who say their instructors use technology extremely effectively:



Instructors who are highly effective in their use of technology make learning more engaging and relevant

Students who strongly agree that their instructors deliver these benefits:



Room for growth: Few students at all institutions strongly agree their instructors use technology ...



About 1 in 3 students (31%) think the instructor often requires the help of others to get technology up and running successfully

More than 1 in 2 students (51%) think they know more about how to use technology than their professors

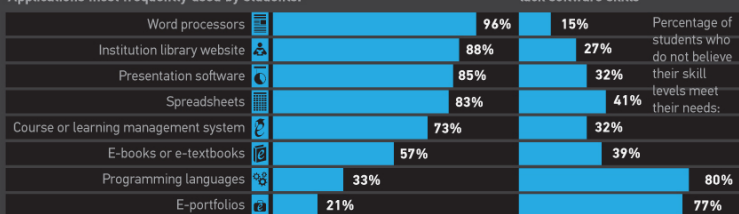
39% of students wish their instructors used e-mail more often

About 1 in 3 students (31%) wish their instructors used e-books or e-textbooks more often


32% of students wish their instructors used a course or learning management system more often

Software

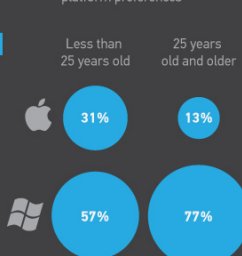
Applications most frequently used by students:



Many students want specialized software skills
Percentage of students who say “I wish I knew how to use it better”:




Windows vs. Mac: Age makes a difference in undergraduates' platform preferences



21 The number of different software activities engaged in by the average student

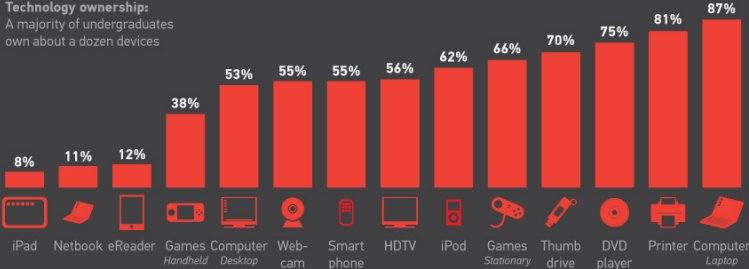
Almost all students use e-mail (99%), text messaging (93%) and Facebook (90%) as communication tools

Communication tools most frequently used (several times a day)

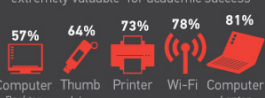


Hardware

Technology ownership: A majority of undergraduates own about a dozen devices

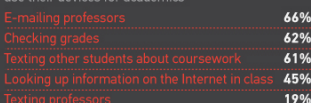


Essential technology: Percentage of students who said these technologies are “extremely valuable” for academic success



37% of students have used smartphones for academics in the past year

Count the ways: How smartphone owners use their devices for academics



The data in this infographic comes from the ECAR National Study of Undergraduate Students and Information Technology, 2011. The full study highlights additional student perspectives captured in an online survey administered in 2011.